

I. Interacting with Others

- Understand short greetings and simple goodwill messages.

Task Read a goodwill written expression for an occasion, then draw a picture appropriate to the message.


Tool Checklist

1. Review target language for short greetings and goodwill messages. In this example, the topic is family occasions, so the topic-related target language is also reviewed.
2. Provide the Ss with markers and pencil crayons to use when drawing their picture for the card.
3. Make up cards with messages on the inside about the birth of a new baby (some for boys, some for girls, and some with the gender not mentioned).
4. At the front of the class, demonstrate that you want Ss to read the message in the card, then to draw a picture on the front of the card that would match the message inside.




5. Collect the different cards from the Ss and record the results on your checklist.
6. Throughout the month, to be sure that they are familiar with each type, give Ss different types of goodwill message cards to do the same task. For example: birthday, graduation, marriage, etc. Continue to record their results on the checklist.


LINC 1 Name: <u>Min</u> Date: <u>Jan 15, 2015</u>	
CLB: 1-I Interacting with Others Task: Read a message and draw a picture to match	
	✓
birth	✓
birthday	✓
marriage	
graduation	

LINC 1 Name: _____ Date: _____
CLB:  1-I Interacting with Others **Task:** Read a message and draw a picture to match


	✓
birth	
birthday	
marriage	
graduation	

LINC 1 Name: _____ Date: _____
CLB:  1-I Interacting with Others **Task:** Read a message and draw a picture to match

	✓
birth	
birthday	
marriage	
graduation	

LINC 1 Name: _____ Date: _____
CLB:  1-I Interacting with Others **Task:** Read a message and draw a picture to match

	✓
birth	
birthday	
marriage	
graduation	

LINC 1 Name: _____ Date: _____
CLB:  1-I Interacting with Others **Task:** Read a message and draw a picture to match

	✓
birth	
birthday	
marriage	
graduation	