



II. Comprehending Instructions

- Understand very short, simple instructions for common, familiar everyday situations.

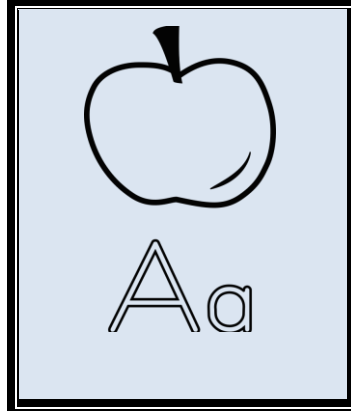
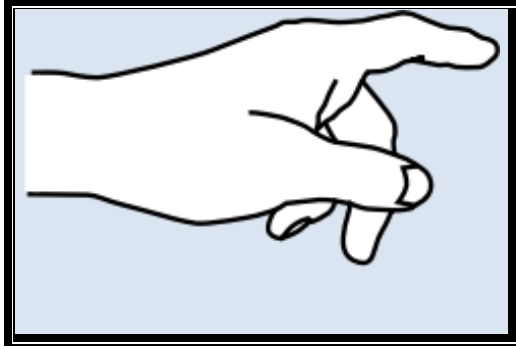
Task Read and follow classroom instructions.

Tool Simple checklist

Reading and understanding written instructions is an important milestone in developing learner autonomy. Day-by-day, reinforce Ss' comprehension of oral and written instructions. This activity can be used with a variety of topics.

1. Prepare checklists with Ss' names, the competency, and the date.
2. Prepare one set of pictures of commonly used classroom instructions and letter/picture cards (e.g., the alphabet, target vocabulary) for whole class demonstration. The cards need to be large enough to be seen from the front of the room by all Ss. Alternatively, use the screen projector/smart board.
3. Distribute one set of commonly used instructions and the letter/picture cards to each S. Instruct Ss to arrange the cards on the desk in front of them. With a partner, Ss review the alphabet/target vocabulary.
4. On the board, attach the picture of a hand holding up a card. Elicit "hold up". Next to the image of the hand holding up a card, place a letter/picture. (See example below.) Elicit "hold up letter A". Instruct Ss to perform the action. Demonstrate if needed.
5. Instruct Ss to point to a letter/picture. Demonstrate if needed. Repeat the steps above with the card "point to" and a few letters/pictures.
6. Ask Ss to say letters/words. Model as needed. Repeat the steps above with the card "say" and a few letters/pictures.
7. Repeat the steps with a variety of combinations. Observe the Ss and fill in the checklists according to their performance.
8. For added challenge, let Ss work in small groups or pairs switching their roles.





Pictures courtesy of pixabay.com and openclipart.org

Checklist example:

Date: October 5th, 2015

Name: Lilia Mohammad



Foundation L-II Comprehending Instructions

Task: Read and follow classroom instructions (hold up, point to, say)

Lilia,

You know the words and are able to recognize them on the pictures. I am impressed with your ability to help others.

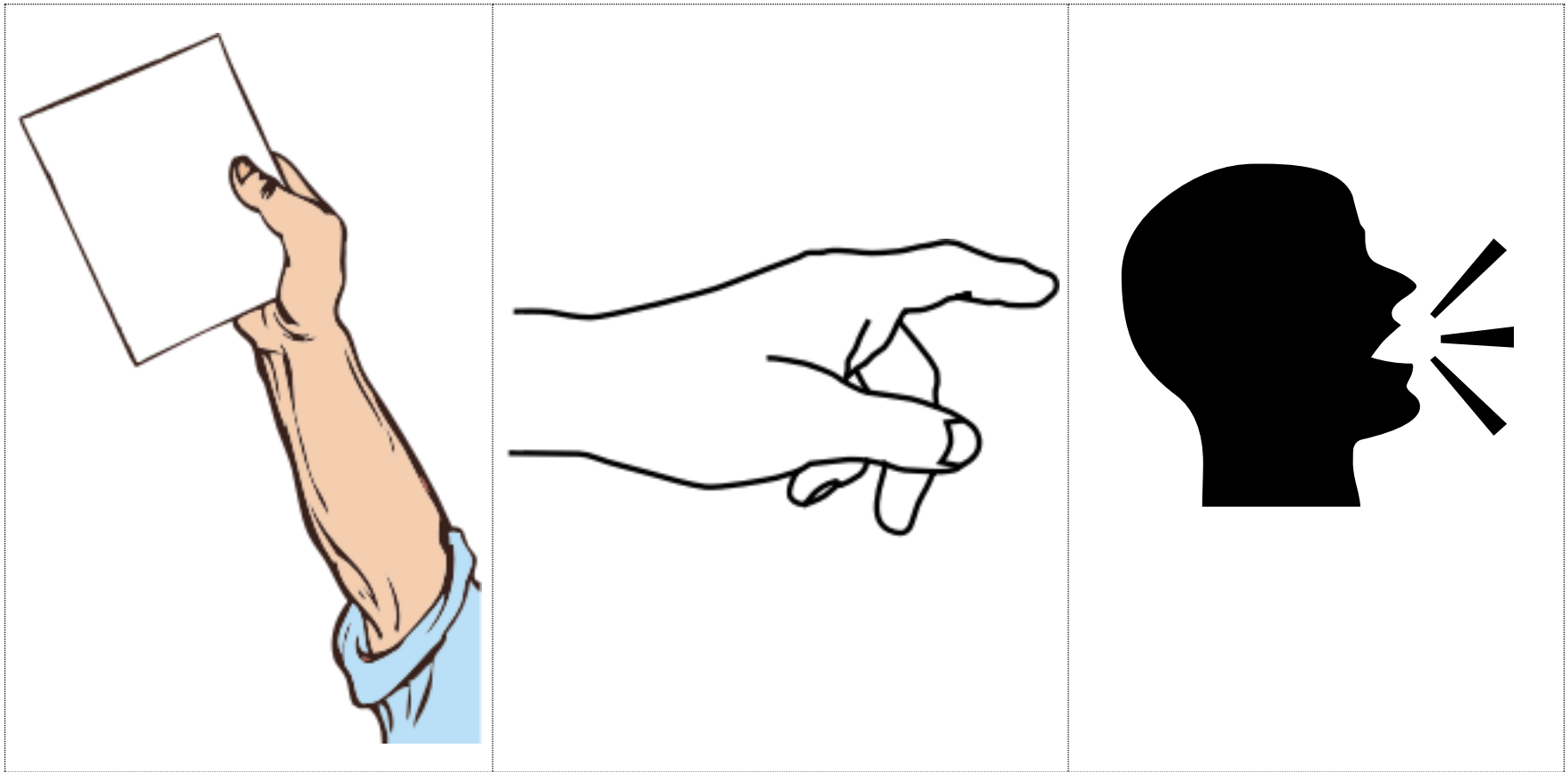
Achieved

Achieved with help

Not yet



Hold up, point to, and say



Pictures courtesy of pixabay.com and openclipart.org

Date: _____

Name: _____



Foundation L-II. Comprehending Instructions

Task: Read and follow classroom instructions (hold up, point to, say)

Blank area for student response.

Achieved

Achieved with help

Not yet

Date: _____

Name: _____



Foundation L-II. Comprehending Instructions

Task: Read and follow classroom instructions (hold up, point to, say)

Blank area for student response.

Achieved

Achieved with help

Not yet